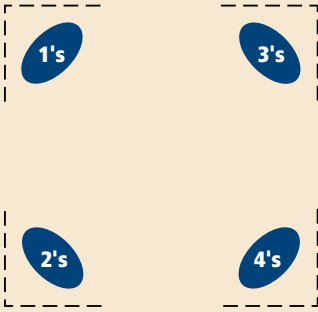
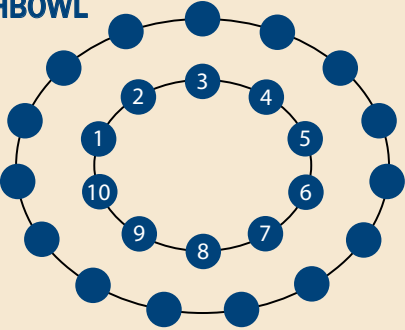
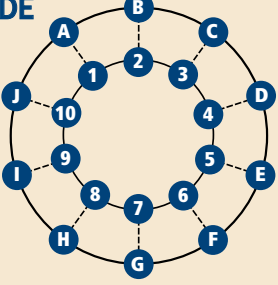
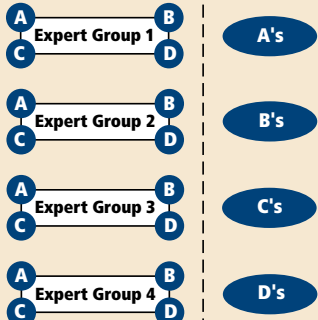
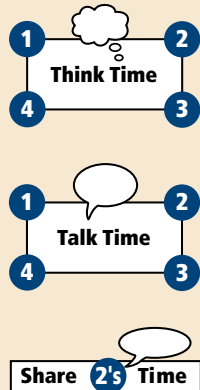
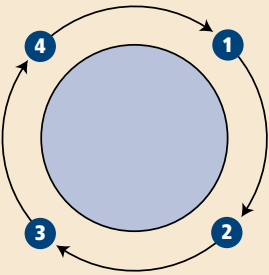
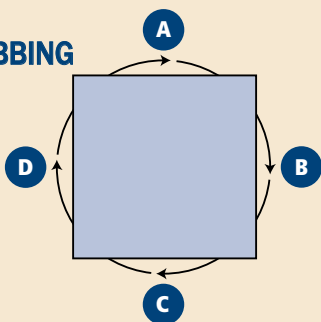
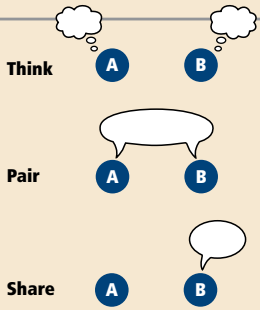
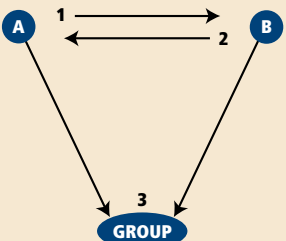


# The Cooperative Classroom

Cooperative learning strategies transform today's classroom diversity into a vital resource for promoting students' acquisition of both challenging academic content and language. These strategies promote active engagement and social motivation for all students, but for English language learners, they create opportunities for purposeful communication. Regular use of such strategies has been shown to be effective (Johnson & Johnson, 1986; Kagan, 1986; Slavin, 1988). The following cooperative learning strategies are built into the lessons in the Teacher's Editions.

STRUCTURE & GRAPHIC	DESCRIPTION	BENEFITS & PURPOSE
<p><b>CORNERS</b></p> 	<ul style="list-style-type: none"> <li>• Corners of the classroom are designated for focused discussion of four aspects of a topic.</li> <li>• Students individually think and write about the topic for a short time.</li> <li>• Students group into the corner of their choice and discuss the topic.</li> <li>• At least one student from each corner shares about the corner discussion.</li> </ul>	<ul style="list-style-type: none"> <li>• By “voting” with their feet, students literally take a position about a topic.</li> <li>• Focused discussion develops deeper thought about a topic.</li> <li>• Students experience many valid points of view about a topic.</li> </ul>
<p><b>FISHBOWL</b></p> 	<ul style="list-style-type: none"> <li>• Part of the class sits in a close circle, facing inward; the other part of the class sits in a larger circle around them.</li> <li>• Students on the inside discuss a topic while those outside listen for new information and/or evaluate the discussion according to pre-established criteria.</li> <li>• Groups reverse positions.</li> </ul>	<ul style="list-style-type: none"> <li>• Focused listening enhances knowledge acquisition and listening skills.</li> <li>• Peer evaluation supports development of specific discussion skills.</li> <li>• Identification of criteria for evaluation promotes self-monitoring.</li> </ul>
<p><b>INSIDE-OUTSIDE CIRCLE</b></p> 	<ul style="list-style-type: none"> <li>• Students stand in concentric circles facing each other.</li> <li>• Students in the outside circle ask questions; those inside answer.</li> <li>• On a signal, students rotate to create new partnerships.</li> <li>• On another signal, students trade inside/outside roles.</li> </ul>	<ul style="list-style-type: none"> <li>• Talking one-on-one with a variety of partners gives risk-free practice in speaking skills.</li> <li>• Interactions can be structured to focus on specific speaking skills.</li> <li>• Students practice both speaking and active listening.</li> </ul>
<p><b>JIGSAW</b></p> 	<ul style="list-style-type: none"> <li>• Group students evenly into “expert” groups.</li> <li>• Expert groups study one topic or aspect of a topic in depth.</li> <li>• Regroup students so that each new group has at least one member from each expert group.</li> <li>• Experts report on their study. Other students learn from the experts.</li> </ul>	<ul style="list-style-type: none"> <li>• Becoming an expert provides in-depth understanding in one aspect of study.</li> <li>• Learning from peers provides breadth of understanding of over-arching concepts.</li> </ul>

STRUCTURE & GRAPHIC	DESCRIPTION	BENEFITS & PURPOSE
<p><b>NUMBERED HEADS</b></p> 	<ul style="list-style-type: none"> <li>• Students number off within each group.</li> <li>• Teacher prompts or gives a directive.</li> <li>• Students think individually about the topic.</li> <li>• Groups discuss the topic so that any member of the group can report for the group.</li> <li>• Teacher calls a number and the student from each group with that number reports for the group.</li> </ul>	<ul style="list-style-type: none"> <li>• Group discussion of topics provides each student with language and concept understanding.</li> <li>• Random recitation provides an opportunity for evaluation of both individual and group progress.</li> </ul>
<p><b>ROUNDTABLE</b></p> 	<ul style="list-style-type: none"> <li>• Seat students around a table in groups of four.</li> <li>• Teacher asks a question with many possible answers.</li> <li>• Each student around the table answers the question a different way.</li> </ul>	<ul style="list-style-type: none"> <li>• Encouraging elaboration creates appreciation for diversity of opinion and thought.</li> <li>• Eliciting multiple answers enhances language fluency.</li> </ul>
<p><b>TEAM WORD WEBBING</b></p> 	<ul style="list-style-type: none"> <li>• Provide each team with a single large piece of paper. Give each student a different colored marker.</li> <li>• Teacher assigns a topic for a word web.</li> <li>• Each student adds to the part of the web nearest to him/her.</li> <li>• On a signal, students rotate the paper and each student adds to the nearest part again.</li> </ul>	<ul style="list-style-type: none"> <li>• Individual input to a group product ensures participation by all students.</li> <li>• Shifting point of view support both broad and in-depth understanding of concepts.</li> </ul>
<p><b>THINK, PAIR, SHARE</b></p> 	<ul style="list-style-type: none"> <li>• Students think about a topic suggested by the teacher.</li> <li>• Pairs discuss the topic.</li> <li>• Students individually share information with the class.</li> </ul>	<ul style="list-style-type: none"> <li>• The opportunity for self-talk during the individual think time allows the student to formulate thoughts before speaking.</li> <li>• Discussion with a partner reduces performance anxiety and enhances understanding.</li> </ul>
<p><b>THREE-STEP INTERVIEW</b></p> 	<ul style="list-style-type: none"> <li>• Students form pairs.</li> <li>• Student A interviews student B about a topic.</li> <li>• Partners reverse roles.</li> <li>• Student A shares with the class information from student B; then B shares information from student A.</li> </ul>	<ul style="list-style-type: none"> <li>• Interviewing supports language acquisition by providing scripts for expression.</li> <li>• Responding provides opportunities for structured self-expression.</li> </ul>